

**Annexure II**

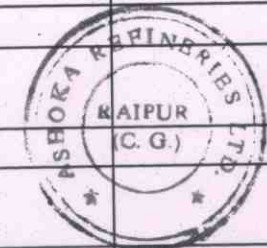
SCRIP NAME : ASHOKA REFINERIES LTD SCRIP TYPE :- EQUITY

**(I) (A) Statement Showing Shareholding Pattern As on 30-06-2013**

Category code	Category of Shareholder	Number of Shareholders	Table (I)(a)		Total shareholding as a percentage of total number of shares		Shares Pledged or otherwise encumbered	
			Total number of shares	Number of shares held in dematerialized form	As a percentage of (A+B) <sup>1</sup>	As a percentage of (A+B+C)	Number of shares	As a percentage
			(IV)	(V)	(VI)	(VII)	(VIII)	(IX)= (VIII)/(IV)*100
(I)	(II)	(III)	(IV)	(V)	(VI)	(VII)	(VIII)	(IX)= (VIII)/(IV)*100
<b>(A)</b>	<b>Shareholding of Promoter and Promoter Group</b>							
<b>1</b>	<b>Indian</b>							
(a)	Individuals/ Hindu Undivided Family	0	0	0	0.00	0.00	0	0.00
(b)	Central Government/ State Government(s)	0	0		0.00	0.00	0	0.00
(c)	Bodies Corporate	0	0	0	0.00	0.00	0	0.00
(d)	Financial Institutions/ Banks	0	0	0	0.00	0.00	0	0.00
(e)	Any Others(Specify)	0	0	0	0.00	0.00	0	0.00
(e-i)	Directors & their relatives	29	1154900	973800	33.95	33.95	0	0.00
(e -ii)								
	<b>Sub Total(A)(1)</b>	<b>29</b>	<b>1154900</b>	<b>973800</b>	<b>33.95</b>	<b>33.95</b>	<b>0</b>	<b>0.00</b>
<b>2</b>	<b>Foreign</b>							
a	Individuals (Non-Residents Individuals/ Foreign Individuals)	0	0	0	0.00	0.00	0	0.00
b	Bodies Corporate	0	0	0	0.00	0.00	0	0.00
c	Institutions	0	0	0	0.00	0.00	0	0.00
d	Any Others(Specify)	0	0	0	0.00	0.00	0	0.00
d-i		0	0	0	0.00	0.00	0	0.00
d-ii		0	0	0	0.00	0.00	0	0.00
	<b>Sub Total(A)(2)</b>	<b>0</b>	<b>0</b>	<b>0</b>	<b>0.00</b>	<b>0.00</b>	<b>0</b>	<b>0.00</b>
	<b>Total Shareholding of Promoter and Promoter Group (A)= (A)(1)+(A)(2)</b>	<b>29</b>	<b>1154900</b>	<b>973800</b>	<b>33.95</b>	<b>33.95</b>	<b>0</b>	<b>0.00</b>

**SCRIP NAME : ASHOKA REFINERIES LTD SCRIP TYPE :- EQUITY**

<b>(B)</b>	<b>Public shareholding</b>							
<b>1</b>	<b>Institutions</b>							
(a)	Mutual Funds/ UTI	0	0	0	0.00	0.00		
(b)	Financial Institutions / Banks	1	10000	0	0.29	0.29		
(c)	Central Government/ State Government(s)	0	0	0	0.00	0.00		
(d)	Venture Capital Funds	0	0	0	0.00	0.00		
(e)	Insurance Companies	0	0	0	0.00	0.00		
(f)	Foreign Institutional Investors	0	0	0	0.00	0.00		
(g)	Foreign Venture Capital Investors	0	0	0	0.00	0.00		
(h)	Any Other (specify)	0	0	0	0.00	0.00		
(h-i)		0	0	0	0.00	0.00		
(h-ii)		0	0	0	0.00	0.00		
	<b>Sub-Total (B)(1)</b>	<b>1</b>	<b>10000</b>	<b>0</b>	<b>0.29</b>	<b>0.29</b>		
<b>B 2</b>	<b>Non-institutions</b>							
(a)	Bodies Corporate	12	16800	0	0.49	0.49		
(b)	Individuals	0	0	0	0.00	0.00		
I	Individuals -i. Individual shareholders holding nominal share capital up to Rs 1 lakh	2692	1862600	6300	54.75	54.75		
II	ii. Individual shareholders holding nominal share capital in excess of Rs. 1 lakh.	15	331600	0	9.75	9.75		
(c)	Any Other (specify)				0.00	0.00		
(c-i)					0.00	0.00		
(c-ii)	NRI	15	26000	0	0.76	0.76		
	<b>Sub-Total (B)(2)</b>	<b>2734</b>	<b>2237000</b>	<b>6300</b>	<b>65.76</b>	<b>65.76</b>		
<b>(B)</b>	<b>Total Public Shareholding (B)=(B)(1)+(B)(2)</b>	<b>2735</b>	<b>2247000</b>	<b>6300</b>	<b>66.05</b>	<b>66.05</b>		
	<b>TOTAL (A)+(B)</b>	<b>2764</b>	<b>3401900</b>	<b>980100</b>	<b>100.00</b>	<b>100.00</b>		
<b>(C)</b>	<b>Shares held by Custodians and against which Depository Receipts have been issued</b>							
1	Promoter and Promoter Group	0	0	0	NA	0.00	0	0.00
2	Public	0	0	0	NA	0.00	0	0
	<b>Sub-Total (C )</b>	<b>0</b>	<b>0</b>	<b>0</b>	<b>NA</b>	<b>0</b>	<b>0</b>	<b>0</b>
	<b>GRAND TOTAL (A)+(B)+(C)</b>	<b>2764</b>	<b>3401900</b>	<b>980100</b>	<b>NA</b>	<b>100.00</b>	<b>0</b>	<b>0.00</b>



*Signature*




## Introductory sub-table (I)(a)

Name of the Company: <b>ASHOKA REFINERIES LIMITED</b>			
Scrip Code - 526983 scrip id - ASHOKARE , class of security: EQUITY			
Quarter ended: 31st March 2013			
Partly paid-up shares:-	No. of partly paid-up shares	As a % of total no. of partly paid-up shares	As a % of total no. of shares of the company
Held by promoter/promoter group	0	0	0
Held by public	0	0	0
<b>Total - D</b>	<b>0</b>	<b>0</b>	<b>0</b>
Outstanding convertible securities:-	No. of outstanding securities	As a % of total no. of outstanding convertible securities	As a % of total no. of shares of the company, assuming full conversion of the convertible securities
Held by promoter/promoter group	0	0	0
Held by public	0	0	0
<b>Total - E</b>	<b>0</b>	<b>0</b>	<b>0</b>
Warrants:-	No. of warrants	As a % of total no. of warrants	As a % of total no. of shares of the company, assuming full conversion of warrants
Held by promoter/promoter group	0	0	0
Held by public	0	0	0
<b>Total - F</b>	<b>0</b>	<b>0</b>	<b>0</b>
Total paid-up capital of the company, assuming full conversion of warrants and convertible securities (GRAND TOTAL (A+B+C)+D+E+F)	3401900	NA	100.00




(I)(b) Statement showing holding of securities (including shares, warrants, convertible securities) of persons belonging to the category "Promoter and Promoter Group"

Sr. No.	Name of the shareholder	Details of Shares held		Encumbered shares (*)			Details of warrants		Details of convertible securities		Total shares (including underlying shares assuming full conversion of warrants and convertible securities) as a % of diluted share capital
		Number of shares held	As a % of grand total (A) +(B) +( C )	No.	As a percentage	As a % of grand total (A)+(B)+(C) of sub-clause (I)(a )	Number of warrants held	As a % total number of warrants of the same class	Number of convertible securities held	As a % total number of convertible securities of the same class	
(I)	(II)	(III)	(IV)	(V)	(VI)=(V)/(II I)*100	(VII)	(VIII)	(IX)	(X)	(XI)	(XII)
1	SHABIR MEMON	8000	0.24	0	0.00	0.00					
2	SHRI MANSOOR AHMED	7500	0.22	0	0.00	0.00					
3	ALOK AWADHIYA	31400	0.92	0	0.00	0.00					
4	SHRI ARUN TAMRAKAR	32000	0.94	0	0.00	0.00					
5	AVDHESH KUMAR JAIN	32900	0.97	0	0.00	0.00					
6	GOKUL PRASAD SHARMA	30600	0.90	0	0.00	0.00					
7	VISWAJIT SINGH THAKUR	32000	0.94	0	0.00	0.00					
8	HIMMAT LAL SAHU & SONS	30000	0.88	0	0.00	0.00					
9	HIMMAT LAL SAHU	29200	0.86	0	0.00	0.00					
10	K.S.N. MURTY	31000	0.91	0	0.00	0.00					
11	SRI MAHESH KODWANI	30000	0.88	0	0.00	0.00					
12	MAHESH KODWANI (H.U.F.)	31300	0.92	0	0.00	0.00					
13	NILESH N BUDHBHATTI	30000	0.88	0	0.00	0.00					
14	BHARTI DEVI KODWANI	30500	0.90	0	0.00	0.00					
15	SURENDRA SINGH SANDHU	30000	0.88	0	0.00	0.00					
16	SMT. REETA ATLANI	141000	4.14	0	0.00	0.00					
17	RAJESH ATLANI	110000	3.23	0	0.00	0.00					





18	SANA RAJESH ATLANI	124900	3.67	0	0.00	0.00					
19	KISHOR ATLANI	109500	3.22	0	0.00	0.00					
20	AJAY CHAUDHRY	33000	0.97	0	0.00	0.00					
21	SATYAPRAKASH AGRAWAL	30800	0.91	0	0.00	0.00					
22	SUDHIR SINGH MOURYA	30700	0.90	0	0.00	0.00					
23	ALOK CHOUDHRY	29300	0.86	0	0.00	0.00					
24	RAVI VASWANI	30000	0.88	0	0.00	0.00					
25	UMESH KUMAR SAHU	32800	0.96	0	0.00	0.00					
26	PRAMOD VASWANI	28600	0.84	0	0.00	0.00					
27	SUDHIR DIXIT	25000	0.73	0	0.00	0.00					
28	YEWAN KUMAR SAHU	10000	0.29	0	0.00	0.00					
29	GANESH KUMAR YADAV	2900	0.09	0	0.00	0.00					
	<b>Total</b>	<b>1154900</b>	<b>33.95</b>	<b>0</b>	<b>0.00</b>	<b>0.00</b>					



(I)(c)(i) Statement showing holding of securities (including shares, warrants, convertible securities) of persons belonging to the category "Public" and holding more than 1% of the total number of shares

Sr. No.	Name of the shareholder	Number of shares held	Shares as a percentage of total number of shares {i.e., Grand Total (A)+(B)+(C) indicated in Statement at para (I)(a) above}	Details of warrants		Details of convertible		Total shares (including underlying shares assuming full conversion of warrants and convertible securities) as a % of diluted share capital
				Number of warrants held	As a % total number of warrants of the same class	Number of convertible securities held	% w.r.t total number of convertible securities of the same class	
1	N.A.	0	0	0	0	0	0	0
	Total	0	0	0	0	0	0	0

(I)(c)(ii) Statement showing holding of securities (including shares, warrants, convertible securities) of persons (together with PAC) belonging to the category "Public" and holding more than 5% of the total number of shares of the company

Sr. No.	Name(s) of the shareholder(s) and the Persons Acting in Concert (PAC) with them	Number of shares	Shares as a percentage of total number of shares {i.e., Grand Total (A)+(B)+(C) indicated in Statement at para	Details of warrants		Details of convertible		Total shares (including underlying shares assuming full conversion of warrants and convertible
				Number of warrants	As a % total number of warrants of the same class	Number of convertible securities held	% w.r.t total number of convertible securities of the same class	
1	N.A.	0	0	0	0	0	0	0
	Total	0	0	0	0	0	0	0





(I)(d) Statement showing details of locked-in shares

Sr. No.	Name of the shareholder	Number of locked-in shares	Locked-in shares as a percentage of total number of shares {i.e., Grand Total (A)+(B)+(C) indicated in Statement at para (I)(a) above}	Promoter/Promoter Group/Public
1	GANESH KUMAR YADAV	2900	0.09	PROMOTER
2	SHRI MANSOOR AHMED	7500	0.22	PROMOTER
3	SHABIR MEMON	8000	0.24	PROMOTER
4	YEWAN KUMAR SAHU	10000	0.29	PROMOTER
5	SUDHIR DIXIT	25000	0.73	PROMOTER
6	PRAMOD VASWANI	28600	0.84	PROMOTER
7	HIMMAT LAL SAHU	29200	0.86	PROMOTER
8	ALOK CHOUDHRY	29300	0.86	PROMOTER
9	HIMMAT LAL SAHU & SONS	30000	0.88	PROMOTER
10	SRI MAHESH KODWANI	30000	0.88	PROMOTER
11	NILESH N BUDHBHATTI	30000	0.88	PROMOTER
12	SURENDRA SINGH SANDHU	30000	0.88	PROMOTER
13	RAVI VASWANI	30000	0.88	PROMOTER
14	BHARTI DEVI KODWANI	30500	0.90	PROMOTER
15	GOKUL PRASAD SHARMA	30600	0.90	PROMOTER
16	SUDHIR SINGH MOURYA	30700	0.90	PROMOTER
17	SATYAPRAKASH AGRAWAL	30800	0.91	PROMOTER
18	K.S.N. MURTY	31000	0.91	PROMOTER
19	MAHESH KODWANI (H.U.F.)	31300	0.92	PROMOTER
20	ALOK AWADHIYA	31400	0.92	PROMOTER
21	SHRI ARUN TAMRAKAR	32000	0.94	PROMOTER
22	VISWAJIT SINGH THAKUR	32000	0.94	PROMOTER
23	UMESH KUMAR SAHU	32800	0.96	PROMOTER
24	AVDHESH KUMAR JAIN	32900	0.97	PROMOTER
25	AJAY CHAUDHRY	33000	0.97	PROMOTER
26	KISHOR ATLANI	109500	3.22	PROMOTER
27	RAJESH ATLANI	110000	3.23	PROMOTER
28	SANA RAJESH ATLANI	124900	3.67	PROMOTER
29	SMT: REETA ATLANI	141000	4.14	PROMOTER
TOTAL		1154900	33.95	



(II)(a) Statement showing details of Depository Receipts (DRs)

Sr. No.	Type of outstanding DR (ADRs, GDRs, SDRs, etc.)	Number of outstanding DRs	Number of shares underlying outstanding DRs	Shares underlying outstanding DRs as a percentage of total number of shares {i.e., Grand Total (A)+(B)+(C) indicated in Statement at para (I)(a) above}
	N.A.	N.A.	N.A.	N.A.
TOTAL				

(II)(b) Statement showing holding of Depository Receipts (DRs), where underlying shares held  
by "promoter/promoter group" are in excess of 1% of the total number of shares

Sr. No.	Name of the DR Holder	Type of outstanding DR (ADRs, GDRs, SDRs, etc.)	Number of shares underlying outstanding DRs	Shares underlying outstanding DRs as a percentage of total number of shares {i.e., Grand Total (A)+(B)+(C) indicated in Statement at para (I)(a) above}
	N.A.	N.A.	N.A.	N.A.
TOTAL				

